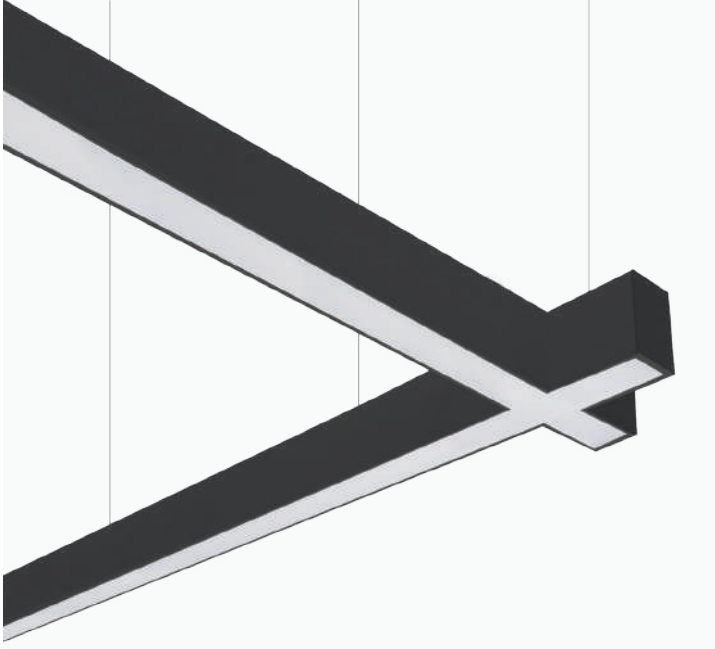


# LED Linkable near Light with Samsung Chip

Linkable linear lights, crafted in a sleek aluminium finish.

linear  
lights

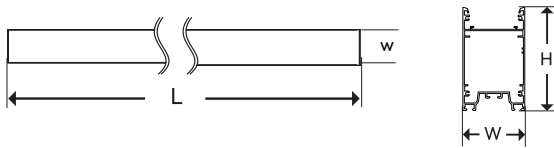


## Overview

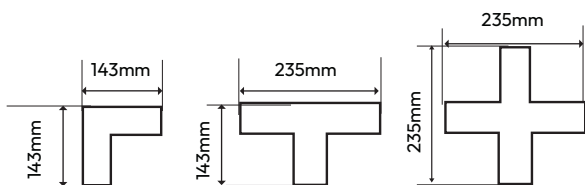
<b>Construction Material</b>	Aluminium
<b>Body Finish</b>	Black   White   Grey
<b>Diffuser Type</b>	TP(a) rated opal polycarbonate
<b>IP Rating</b>	IP20
<b>IK Rating</b>	IK08
<b>Mounting</b>	Ceiling mounted, Suspended
<b>Warranty</b>	3 years

## Luminaire Output

<b>Colour Temperature</b>	3000K   4000K
<b>CRI</b>	>90 Ra
<b>Lighting Direction</b>	Downwards
<b>Beam Angle</b>	120°
<b>Operating Hours</b>	50,000
<b>Flicker Free</b>	Yes
<b>LEDs</b>	Single Bin Samsung
<b>Macadam Ellipse</b>	Equal or less than 3 sdcm



L	H	W	End Cap
1506mm	83mm	50mm	3mm



## Supply & Power

<b>Voltage Range</b>	AC220-240V
<b>Power Factor</b>	>0.95
<b>Inrush Current</b>	60A
<b>Protection Class IEC</b>	Class I
<b>Ambient Temperature</b>	-20°C to +40°C
<b>Driver</b>	Integral



# LED Linkable near Light with Samsung Chip

Linkable linear lights, crafted in a sleek aluminium finish.

## Luminaire Variants Data

Customisations may be available, please get in touch

Variant	Type	Wattage	Lumens	Weight
<b>LLSILK1542WFS</b>	Linear - First Section	42W	4202	3.0 kg
<b>LLSILK1542WMS</b>	Linear - Middle Section	42W	4202	3.0 kg
<b>LLSILK1542WLS</b>	Linear - Last Section	42W	4202	3.0 kg
<b>LLSILKLC4W</b>	L connector	4W	576	0.4 kg
<b>LLSILKTC7W</b>	T connector	7W	864	0.6 kg
<b>LLSILKXC9W</b>	X connector	9W	1152	0.8 kg

## Options

Kelvin	<b>3K</b>	3000K	<b>4K</b>	4000K		
Finish	<b>BK</b>	Black Body	<b>WT</b>	White Body	<b>GR</b>	Grey Body
Installation	<b>SM</b>	Surface Mounted	<b>HM</b>	Hanging Mounted		

## Added Features

Dimming	<b>DD</b>	DALI Dimming	<b>DH</b>	Mains Dimming	
Emergency	<b>E</b>	3H Integral Emergency			

## Code Example

**LLSILKLC4W3K BKHM** SimplyLine linkable L connector 3000K black body, hanging mounted, no dimming or emergency

## Mounting

