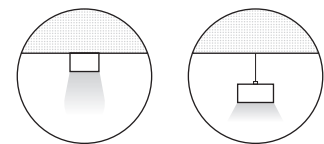



# Flow

## Ring Pendant

SPECIFICATION DOCUMENT

# RICOMAN



### Overview

Flow Ring is available as pendant or surface mounted in a variety of sizes and downwards, inwards or outwards lighting direction. Suitable for use in different environments, it can be used as a single luminaire or in combination for general and feature lighting. It is available in white, black or silver finish and 3000K or 4000K.

Design options:

ARCS

LINES  
(STRAIGHT/TWISTED)

RINGS

Finish: ● Black

○ White

● Silver

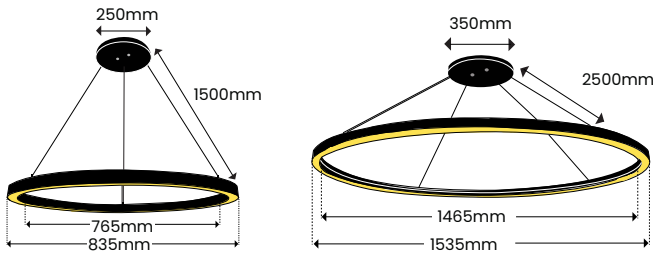
Kelvin: 3000K 4000K

Controls  
& Options: DALI 2 Casambi

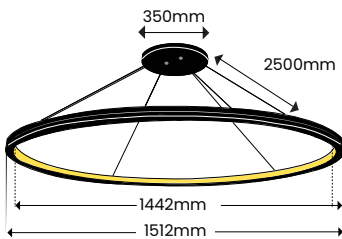


## Technical Drawings

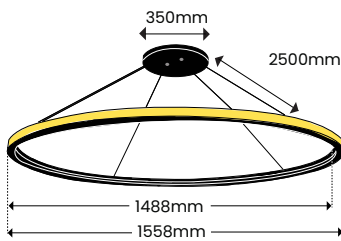
Downwards Light:



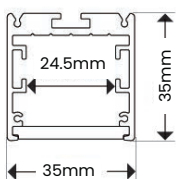
Inwards Light:



Outwards Light:



Profile (All):



## Overview

Applications	Interior
Construction Material	Aluminium
Diffuser Type	Silicone (flexible)
IP Rating	IP20
Mounting	Ceiling/wall mounted, Suspended
Ambient Temperature	-20°C to +40°C
Warranty	5 years

## Luminaire Output

Colour Temperature	3000K   4000K
CRI	>80 Ra
Beam Angle	120°
Operating Hours	50,000
LEDs	Bridgelux 2835

## Supply & Power

Voltage Range	100-277 VAC 50/60 Hz
Power Factor	>0.50
Inrush Current	DC24V
Protection Class IEC	Class II
Ambient Temperature	-20°C to +40°C
Driver	Integral in the ceiling plate
Cable entry	Back

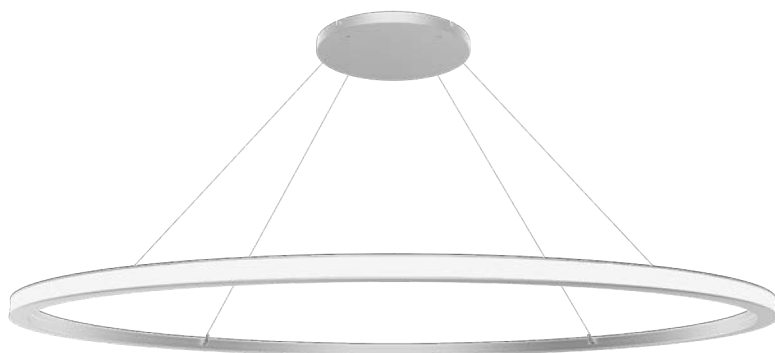
## Product Codes &amp; Specifications

Code	Light Direction	Diameter of circle (mm)	Power	Lumens	Running Current	Weight (kg)
R361780	Downwards	800	50W	1390	DC1200mA	3.30
R3617150		1500	90W	5181	DC2.0A	5.87
R3637150	Inwards	~1500	99W	4274	DC2.0A	5.87
R3627150	Outwards			5893	DC2.0A	8.87

## Options

Suffix	Option
/WT	White body
/SV	Silver body
/BK	Black body
/3K	3000K
/4K	4000K

Full Code Example: R3627150/WT/4K Flow ring with outwards lighting direction white body and 4000K.



### 3D Renders and installation examples

