

Zodiac Tracks

RICOMAN®

SPECIFICATION DOCUMENT



Overview

Welcome to the Zodiac range of low voltage tracks and track lights from RICOMAN lighting. Whether you're looking for a flexible, efficient, and cost-effective lighting system for your home, office, or commercial space, the Zodiac range can be customized to deliver the right amount and type of lighting to suit your needs.

48V Low Voltage Track System

- Tracks
- Accessories
- Spots
- Linear
- Pendants
- Decorative
- Speaker



Zodiac Tracks

RICOMAN®

SPECIFICATION DOCUMENT



Zodiac Direct Track

Product Information

1m Track	R112-01
2m Track	R112-02
Warranty	5 years



Zodiac Direct/Indirect Track

Product Information

1m Track	R112-11
2m Track	R112-12
Warranty	5 years

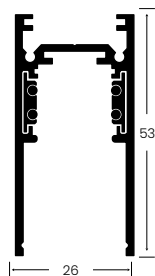


Zodiac Round Track

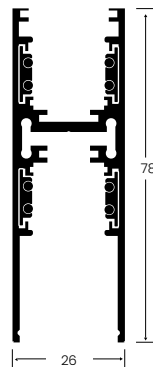
Product Information

1m Track	R112-21
2m Track	R112-22
Warranty	5 years


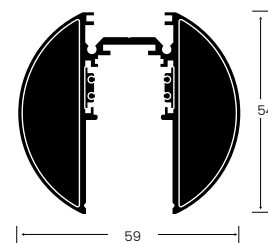
Dimensions (mm)



Dimensions (mm)

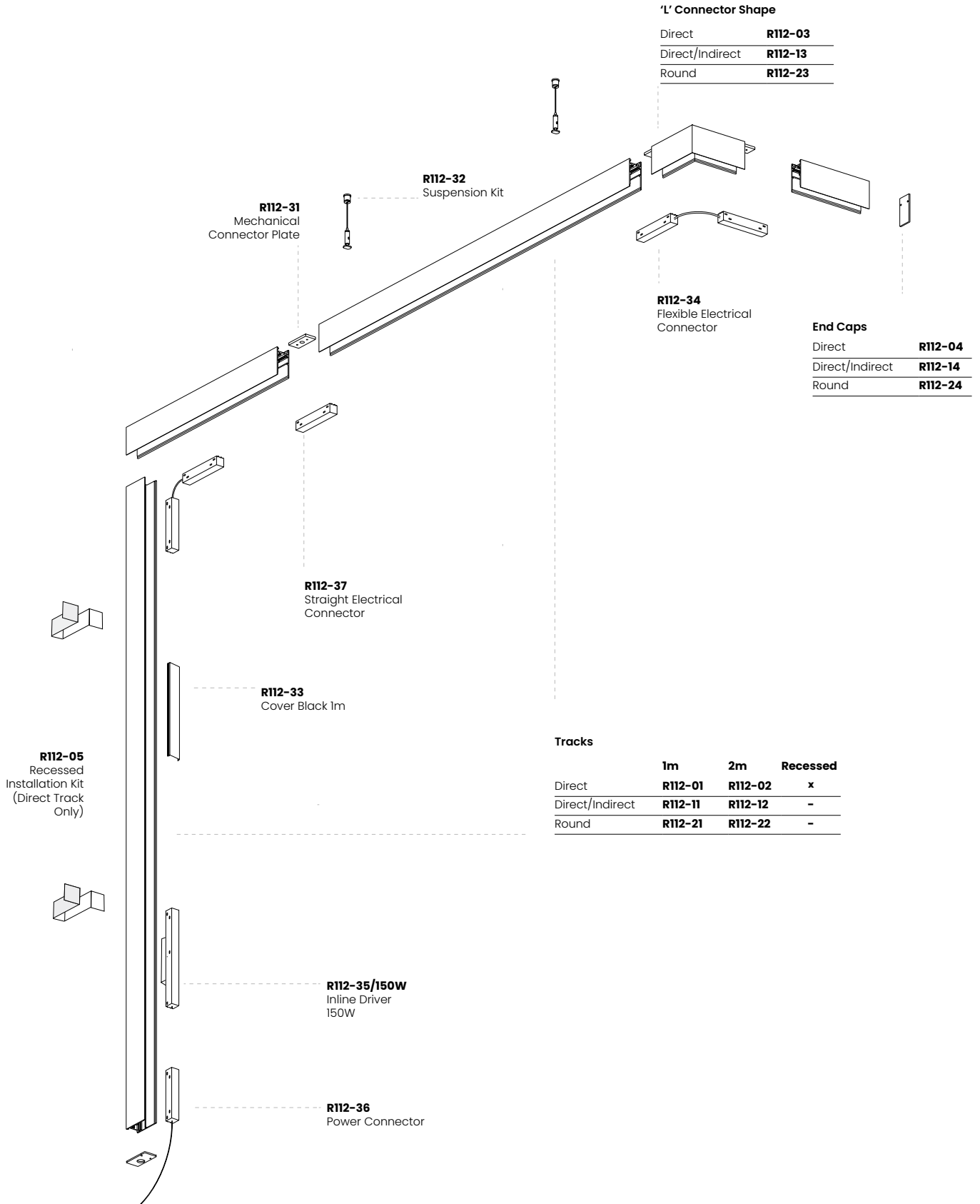


Dimensions (mm)



Zodiac Accessories

SPECIFICATION DOCUMENT



Direct Track – Add on Items

Part Code	Option
R112-03	Horizontal 'L' Connector Shape
R112-04	End Caps (2 Pcs)
R112-05	Recessed Installation Kit (1 Pc)



R112-03



R112-05

2m Direct/Indirect 48V Track – Add on Items

Part Code	Option
R112-13	Direct/Indirect Horizontal 'L' Connector Shape
R112-14	Endcap for Direct/Indirect Track (2 Pcs)



R112-13



R112-23

2m Round 48V Track – Add on Items

Part Code	Option
R112-23	Round Horizontal 'L' Connector Shape
R112-24	Endcap for round Track (2 Pcs)

All Tracks – Add on Items & Connectors

Part Code	Option
R112-31	Mechanical Connector Plate
R112-32	2 in 1 Mechanical Connector Plate & Suspension Kit (1 Pc)
R112-33	Cover Black 1m
R112-34	Flexible Electrical Connector
R112-37	Straight Electrical Connector
R112-35/150W	Inline Driver 150W
R112-36	Power Connector



R112-31



R112-32



R112-33



R112-35/150W

Remote Driver Guide

Remote Driver Description	Part Code
75w 48v Remote constant voltage Driver	R112-35/75W/R
100w 48v Remote constant voltage Driver	R112-35/100W/R
150w 48v Remote constant voltage Driver	R112-35/150W/R
200w 48v Remote constant voltage Driver	R112-35/200W/R



R112-34



R112-36

Zodiac Speaker

SPECIFICATION DOCUMENT



48V Bluetooth Speaker

Part Code

Master R112011

Slave R112012

Physical Data

Colour Finish Black

Construction Material Aluminium

Unit Weight (Kg) 0.25

Electrical Data

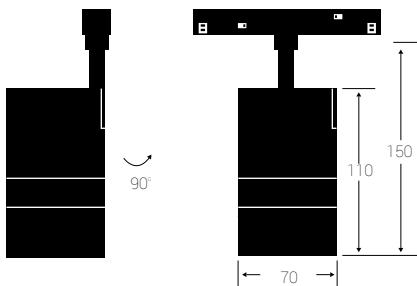
Output Power 10W

Input Voltage 15-48V DC

Bluetooth distance 10 Meters Without Obstacles

Transmission Power 12DB

Dimensions (mm)



Zodiac Spotlights

SPECIFICATION DOCUMENT

RICOMAN®



10W / 18W / 24W Spot

Part Code	Suffix	Option
10W R112045	/3K	3000K
18W R112046	/4K	4000K
24W R112047		

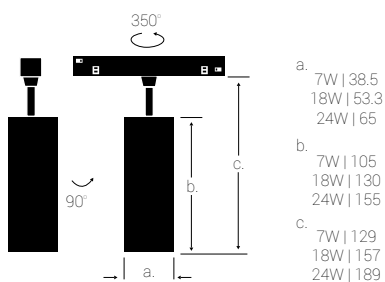
Physical Data

Colour Finish	Black
Construction Material	Aluminium
Unit Weight (Kg)	

Electrical Data

Voltage	DC48V
Lumens	954 / 1875 / 2627
Beam Angle	24°
Operating Hours	>50000
CRI	>90 Ra
IP Rating	IP20

Dimensions (mm)



Zoomable 15-45° Spot

Part Code	Suffix	Option
9W R112042	/3K	3000K
	/4K	4000K

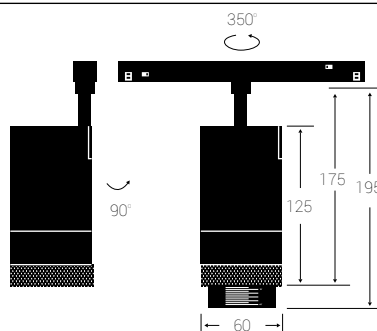
Physical Data

Colour Finish	Black
Construction Material	Aluminium
Unit Weight (kg)	

Electrical Data

Voltage	DC48V
Lumens	530lm
Beam Angle	15-45°
Operating Hours	>50000
CRI	>90 Ra
IP Rating	IP20

Dimensions (mm)



Up Spot

Part Code	Suffix	Option
5W R112044	/3K	3000K
	/4K	4000K

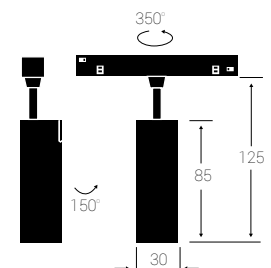
Physical Data

Colour Finish	Black
Construction Material	Aluminium
Unit Weight (kg)	

Electrical Data

Voltage	DC48V
Lumens	494lm
Beam Angle	24°
Operating Hours	>50000
CRI	>90 Ra
IP Rating	IP20

Dimensions (mm)





Linear

Part Code	Suffix	Option
7W R112021	/3K	3000K
15W R112022	/4K	4000K

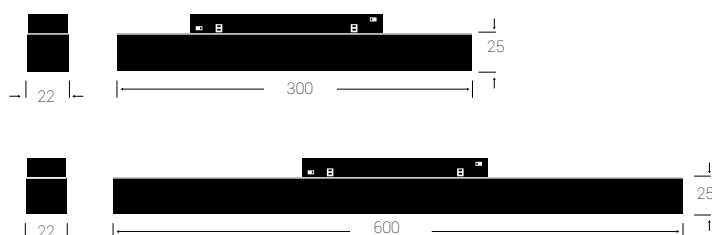
Physical Data

Colour Finish	Black
Construction Material	Aluminium
Unit Weight (Kg)	0.20 / 0.30

Electrical Data

Voltage	DC48V
Lumens	336lm / 665lm
Beam Angle	120°
Operating Hours	> 50000
CRI	> 90Ra
IP Rating	IP20

Dimensions (mm)



Linear Wallwash

Part Code	Suffix	Option
12W R112023	/3K	3000K
	/4K	4000K

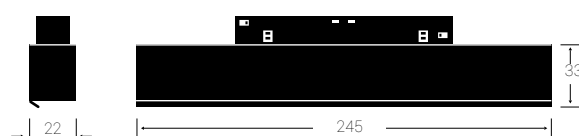
Physical Data

Colour Finish	Black
Construction Material	Aluminium
Unit Weight (Kg)	0.15

Electrical Data

Voltage	DC48V
Lumens	1281lm
Beam Angle	8°
Operating Hours	>50000
CRI	>90 Ra
IP Rating	IP20

Dimensions (mm)





Recessed Aperture

Part Code	Suffix	Option
6W R112024	/3K	3000K
	/4K	4000K

Physical Data

Colour Finish	Black
Construction Material	Aluminium
Unit Weight (Kg)	0.05

Electrical Data

Voltage	DC48V
Lumens	590lm
Beam Angle	24°
Operating Hours	>50000
CRI	>90 Ra
IP Rating	IP20

Dimensions (mm)



Adjustable Recessed Aperture

Part Code	Suffix	Option
6W R112026	/3K	3000K
	/4K	4000K

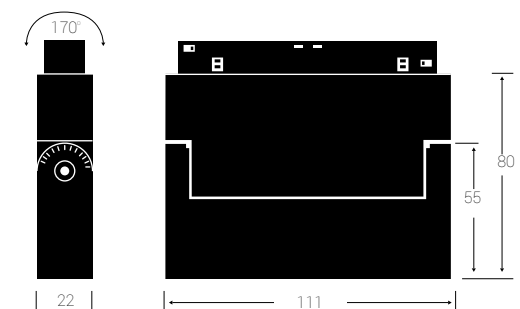
Physical Data

Colour Finish	Black
Construction Material	Aluminium
Unit Weight (Kg)	0.20

Electrical Data

Voltage	DC48V
Lumens	583lm
Beam Angle	24°
Operating Hours	>50000
CRI	>90 Ra
IP Rating	IP20

Dimensions (mm)



Zodiac Linear

SPECIFICATION DOCUMENT



Up Linear

Part Code	Suffix	Option
5W R112028	/3K	3000K
	/4K	4000K

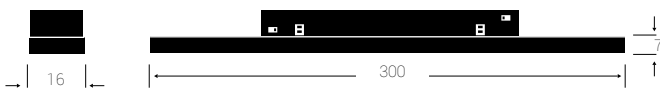
Physical Data

Colour Finish	Black
Construction Material	Aluminium
Unit Weight (Kg)	0.05

Electrical Data


Voltage	DC48V
Lumens	309lm
Beam Angle	120°
Operating Hours	>50000
CRI	>90 Ra
IP Rating	IP20

Dimensions (mm)



Zodiac Pendants

SPECIFICATION DOCUMENT



Black Cylindrical Pendant

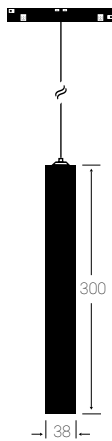
Part Code	
7W	RI12033
Suffix	Option
/3K	3000K
/4K	4000K

Brass Cylindrical Pendant

Part Code	
7W	RI12034
Suffix	Option
/3K	3000K
/4K	4000K



Dimensions (mm)



Physical Data

Colour Finish	Black or Brass
Construction Material	Aluminium
Unit Weight (kg)	0.45

Electrical Data

Voltage	DC48V
Lumens	607lm
Beam Angle	24°
Operating Hours	>50000
CRI	≥90
IP Rating	IP20

Zodiac Pendants

SPECIFICATION DOCUMENT



Globe Pendant

Part Code	Suffix	Option
5W R112031	/3K	3000K

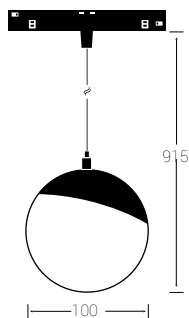
Physical Data

Colour Finish	Black
Construction Material	Aluminium
Unit Weight (Kg)	0.31

Electrical Data

Voltage	DC48V
Lumens	435lm
Beam Angle	360°
Operating Hours	>50000
CRI	>90 Ra
IP Rating	IP20

Dimensions (mm)



Drop Pendant

Part Code	Suffix	Option
7W R112032	/3K	3000K
	/4K	4000K

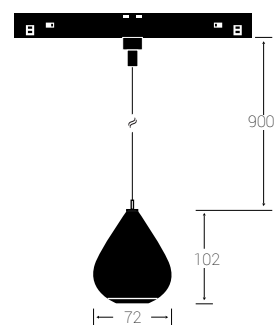
Physical Data

Colour Finish	Black & Gold
Construction Material	Aluminium
Unit Weight (Kg)	0.45

Electrical Data

Voltage	DC48V
Lumens	379lm
Beam Angle	36°
Operating Hours	>50000
CRI	>90 Ra
IP Rating	IP20

Dimensions (mm)



Zodiac Decorative

SPECIFICATION DOCUMENT

RICOMAN[®]



Globe

Part Code	Suffix	Option
5W R112002	/3K	3000K

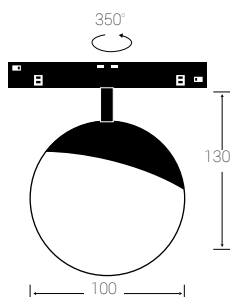
Physical Data

Colour Finish	Black
Construction Material	Aluminium
Unit Weight (Kg)	0.3

Electrical Data

Voltage	DC48V
Lumens	435lm
Beam Angle	360°
Operating Hours	>50000
CRI	>90 Ra
IP Rating	IP20

Dimensions (mm)



Beam

Part Code	Suffix	Option
12W R112004	/3K	3000K

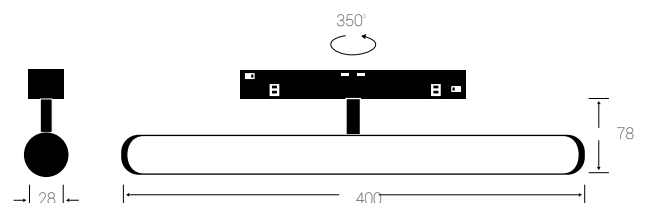
Physical Data

Colour Finish	Black
Construction Material	Aluminium
Unit Weight (Kg)	0.28

Electrical Data

Voltage	DC48V
Lumens	1100lm
Beam Angle	360°
Operating Hours	>50000
CRI	>90 Ra
IP Rating	IP20

Dimensions (mm)



Zodiac Decorative

SPECIFICATION DOCUMENT



Ring

Part Code

5W Pendant	R112005
5W Recessed	R112006

Suffix Option

/3K	3000K
/4K	4000K

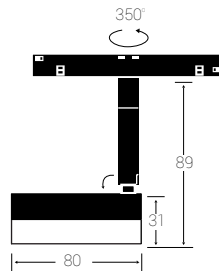
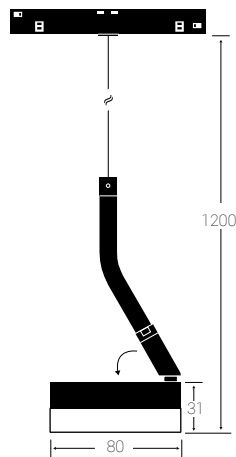
Physical Data

Colour Finish	Gold & Black
Construction Material	Aluminium
Unit Weight (Kg)	0.30/0.20

Electrical Data

Voltage	DC48V
Lumens	258lm
Beam Angle	120°
Operating Hours	>50000
CRI	≥90
IP Rating	IP20

Dimensions (mm)



Zodiac Decorative

SPECIFICATION DOCUMENT

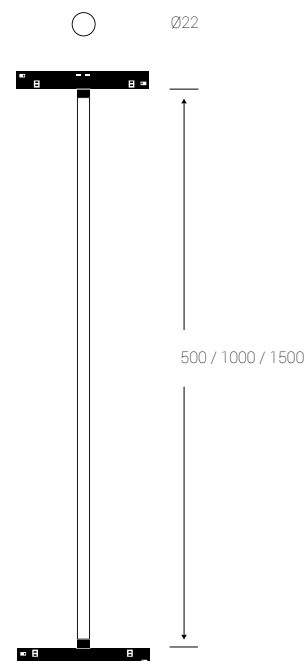
RICOMAN®



Flexible Neon

Part Code	Suffix	Option
500mm Neon	R112048/3K	/3K 3000K
1000mm Neon	R112049/3K	
1500mm Neon	R112050/3K	

Dimensions (mm)



Physical Data

Colour Finish	White
Construction Material	Silicon

Electrical Data

Voltage	DC48V
Wattage	8W / 16W / 24W
Lumens	~ 98 lm/W
Beam Angle	360°
Operating Hours	>50000
CRI	≥90
IP Rating	IP20